



Quarterly Budget Performance Report

Q4 of FY 2023 (1444 / 1445H)



Summary

(SAR Million)

Q4 of FY 2023

Revenues

357,984

Expenditures

394,979

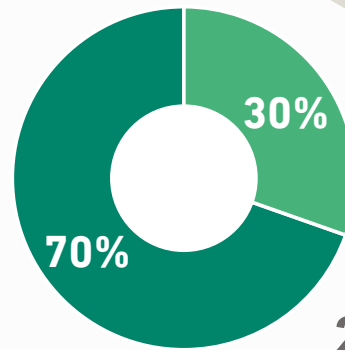
Surplus/(Deficit)

(36,995)

Revenues

(SAR Million)

Q4 of FY 2023



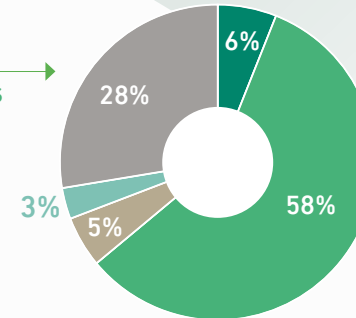
108,773

Non-Oil Revenues

249,211

Oil Revenues

Non-Oil Revenues



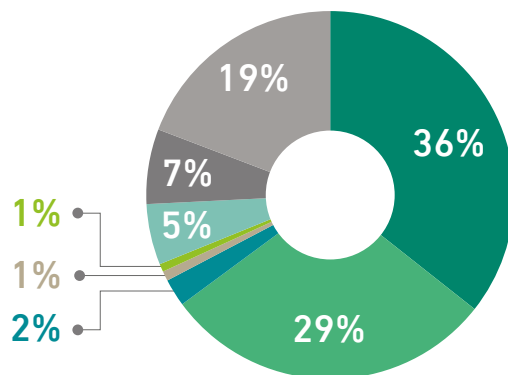
- Taxes on Income, Profit & Capital Gains
- Taxes on Goods & Services
- Taxes on International Trade and Transactions
- Other Taxes
- Other Revenues

Expenditures

(SAR Million)

Q4 of FY 2023

394,979



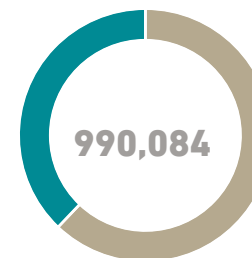
- Compensation of Employees
- Use of Goods & Services
- Financing Expenses
- Subsidies
- Grants
- Social Benefits
- Other Expenses
- Non-Financial Assets (Capital)

Public Debt

(SAR Million)

Public debt until Q4 of FY 2023

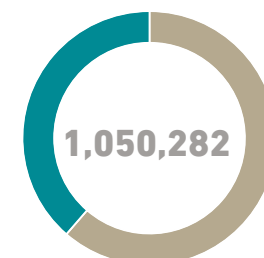
Beginning of Period Balance



External Debt
375,128

Domestic Debt
614,956

End of Period Balance



External Debt
405,877

Domestic Debt
644,405



Quarterly Budget Performance Report

Q4 of FY 2023 (1444 / 1445H)




Revenues

(SAR Million)

Q4 of FY 2023

Oil Revenues



Non-Oil Revenues



Expenditures

(SAR Million)

Q4 of FY 2023



Surplus/(Deficit)

(SAR Million)

Q4 of FY 2023

