



Quarterly Budget Performance Report

Q3 of FY 2023 (1444 / 1445H)



Summary

(SAR Million)

Q3 of FY 2023

Revenues

258,539

Expenditures

294,311

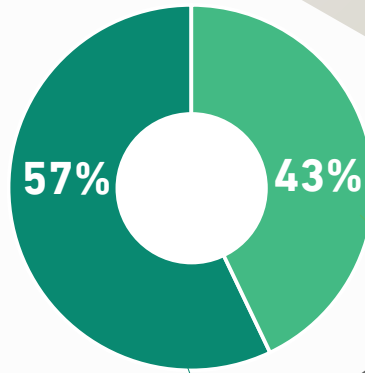
Surplus/(Deficit)

(35,772)

Revenues

(SAR Million)

Q3 of FY 2023



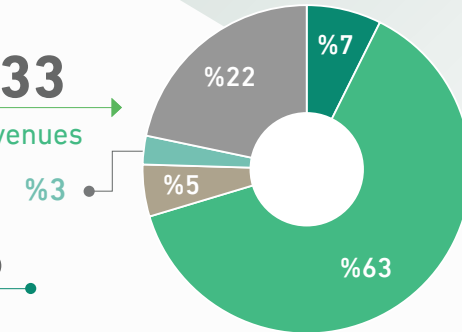
111,533

Non-Oil Revenues

147,006

Oil Revenues

Non-Oil Revenues



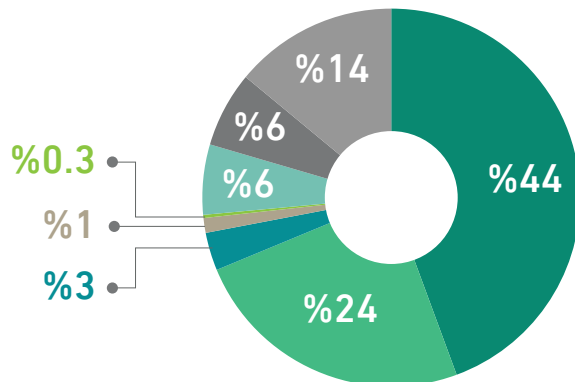
- Taxes on Income, Profit & Capital Gains
- Taxes on Goods & Services
- Taxes on International Trade and Transactions
- Other Taxes
- Other Revenues

Expenditures

(SAR Million)

Q3 of FY 2023

294,311



- Compensation of Employees
- Use of Goods & Services
- Financing Expenses
- Subsidies
- Grants
- Social Benefits
- Other Expenses
- Non-Financial Assets (Capital)

Public Debt

(SAR Million)

Public debt until Q3 of FY 2023

Beginning of Period Balance

990,084

External Debt
375,128

Domestic Debt
614,956

End of Period Balance

994,260

External Debt
365,623

Domestic Debt
628,637



Quarterly Budget Performance Report

Q3 of FY 2023 (1444 / 1445H)




Revenues

(SAR Million)

Q3 of FY 2023

Oil Revenues




Non-Oil Revenues



Expenditures

(SAR Million)


Q3 of FY 2023



Surplus/(Deficit)

(SAR Million)

Q3 of FY 2023





Quarterly Budget Performance Report

Until Q3 of FY 2023 (1444 / 1445H)



Summary

(SAR Million)

Until Q3 of FY 2023

Revenues

854,306

Expenditures

898,257

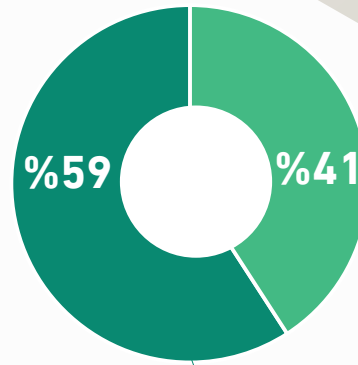
Surplus/(Deficit)

(43,951)

Revenues

(SAR Million)

Until Q3 of FY 2023



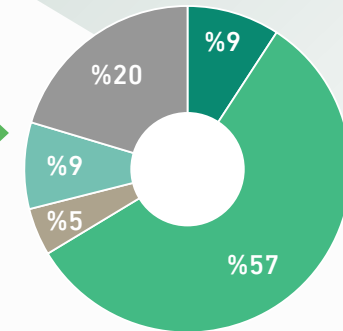
348,955

Non-Oil Revenues

505,351

Oil Revenues

Non-Oil Revenues



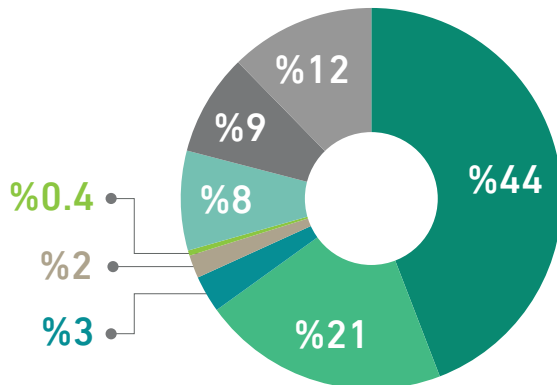
- Taxes on Income, Profit & Capital Gains
- Taxes on Goods & Services
- Taxes on International Trade and Transactions
- Other Taxes
- Other Revenues

Expenditures

(SAR Million)

Until Q3 of FY 2023

898,257



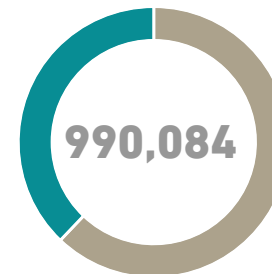
- Compensation of Employees
- Use of Goods & Services
- Financing Expenses
- Subsidies
- Grants
- Social Benefits
- Other Expenses
- Non-Financial Assets (Capital)

Public Debt

(SAR Million)

Public debt until Q3 of FY 2023

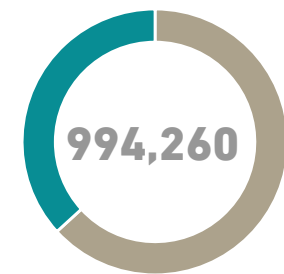
Beginning of Period Balance



External Debt
375,128

Domestic Debt
614,956

End of Period Balance



External Debt
365,623

Domestic Debt
628,637



Quarterly Budget Performance Report

Until Q3 of FY 2023 (1444 / 1445H)



Revenues

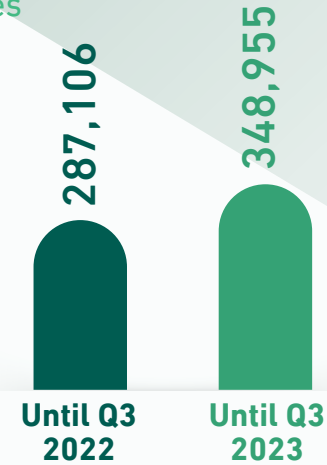
(SAR Million)

Until Q3 of FY 2023

Oil Revenues




Non-Oil Revenues



Expenditures

(SAR Million)

Until Q3 of FY 2023



Surplus/(Deficit)

(SAR Million)

Until Q3 of FY 2023

