



# Quarterly Budget Performance Report

## Q2 of FY 2023 (1444 / 1445H)



### Summary

(SAR Million)

Q2 of FY 2023

### Revenues

314,823

### Expenditures

320,091

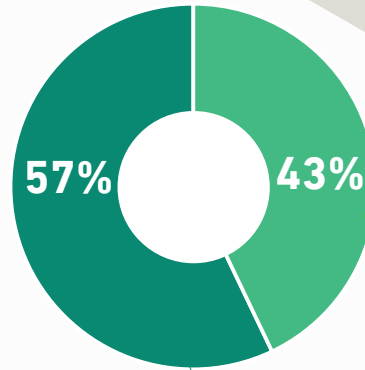
### Surplus/(Deficit)

(5,269)

### Revenues

(SAR Million)

Q2 of FY 2023



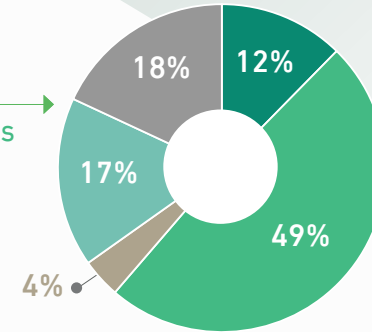
135,083

Non-Oil Revenues

179,740

Oil Revenues

### Non-Oil Revenues



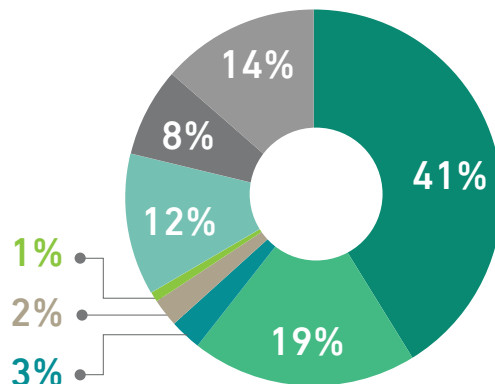
- Taxes on Income, Profit & Capital Gains
- Taxes on Goods & Services
- Taxes on International Trade and Transactions
- Other Taxes
- Other Revenues

### Expenditures

(SAR Million)

Q2 of FY 2023

320,091



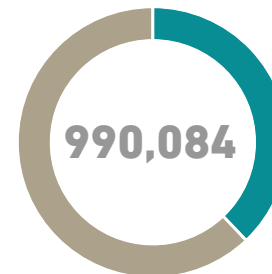
- Compensation of Employees
- Use of Goods & Services
- Financing Expenses
- Subsidies
- Grants
- Social Benefits
- Other Expenses
- Non-Financial Assets (Capital)

### Public Debt

(SAR Million)

Public debt until Q2 of FY 2023

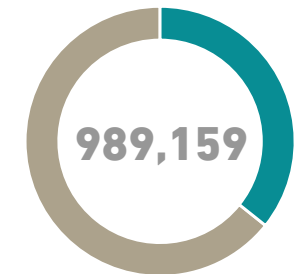
#### Beginning of Period Balance



External Debt  
375,128

Domestic Debt  
614,956

#### End of Period Balance



External Debt  
365,623

Domestic Debt  
623,536



# Quarterly Budget Performance Report

## Q2 of FY 2023 (1444 / 1445H)




### Revenues

(SAR Million)

Q2 of FY 2023

#### Oil Revenues




#### Non-Oil Revenues



### Expenditures

(SAR Million)

Q2 of FY 2023



### Surplus/(Deficit)

(SAR Million)

Q2 of FY 2023

