



Quarterly Budget Performance Report

Q1 of FY 2023 (1444 / 1445H)



Summary

(SAR Million)

Revenues

280,944

Expenditures

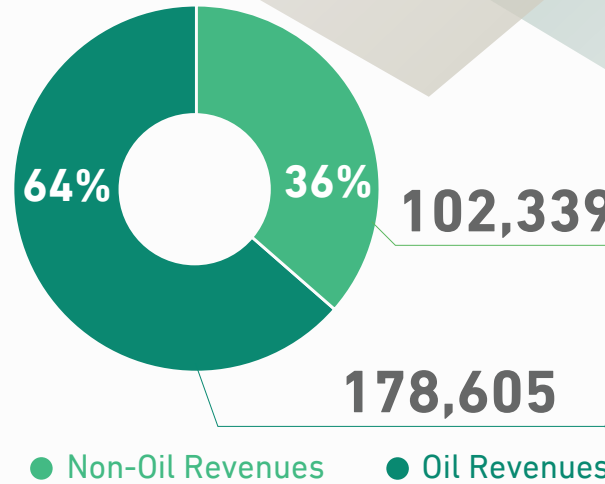
283,855

Surplus/(Deficit)

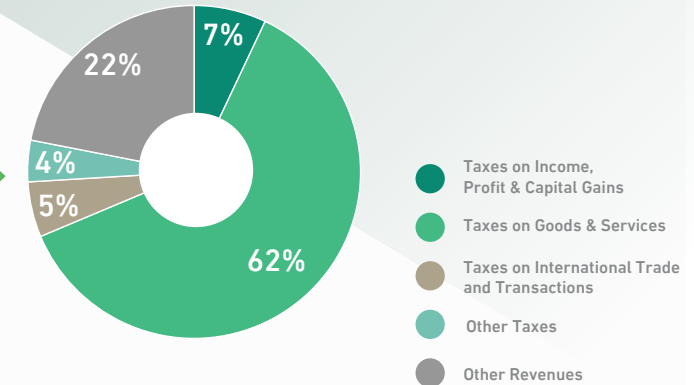
(2,910)

Revenues

(SAR Million)



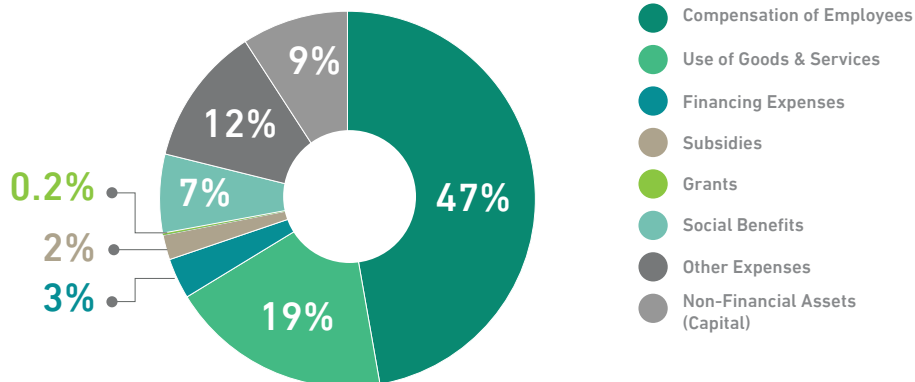
Non-Oil Revenues



Expenditures

(SAR Million)

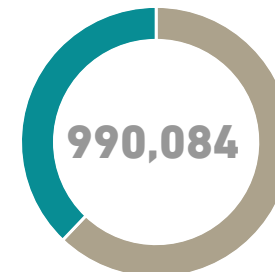
283,855



Public Debt

(SAR Million)

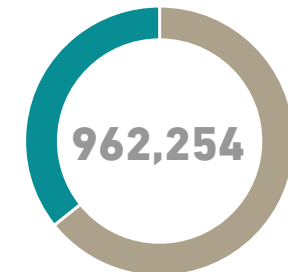
Beginning of Period Balance



External Debt
375,128

Domestic Debt
614,956

End of Period Balance



External Debt
343,750

Domestic Debt
618,504



Quarterly Budget Performance Report


Q1 of FY 2023 (1444 / 1445H)



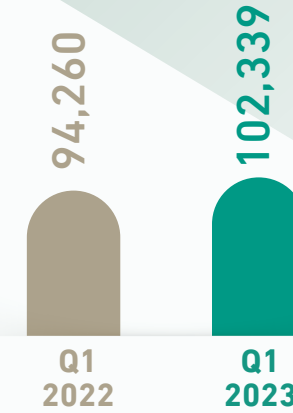
Revenues

(SAR Million)

Oil Revenues




Non-Oil Revenues



Expenditures

(SAR Million)



Surplus/(Deficit)

(SAR Million)

