



Quarterly Budget Performance Report

Q2 of FY 2025 (1446/ 1447H)



Executive Summary

(١٠٠ Million)

Q2 of FY 2025

Revenues

301,595

Expenditures

336,129

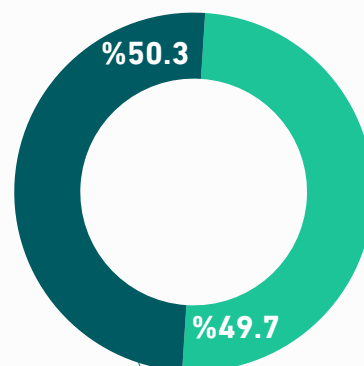
(Deficit)

(34,534)

Actual Revenues

(١٠٠ Million)

Q2 of FY 2025



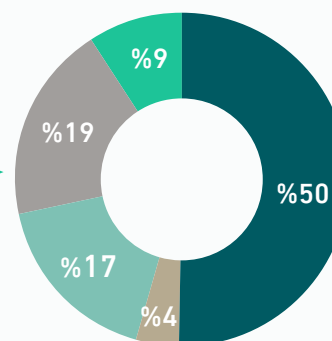
149,861

Non-Oil Revenues

151,734

Oil Revenues

Non-Oil Revenues



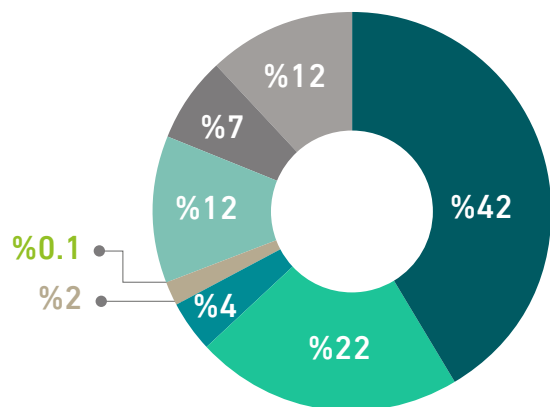
- Taxes on Income, Profit & Capital Gains
- Taxes on Goods & Services
- Taxes on International Trade and Transactions
- Other Taxes
- Other Revenues

Expenditures

(١٠٠ Million)

Q2 of FY 2025

336,129



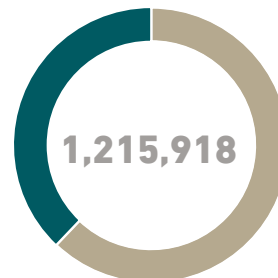
- Compensation of Employees
- Use of Goods & Services
- Financing Expenses
- Subsidies
- Grants
- Social Benefits
- Other Expenses
- Non-Financial Assets (Capital)

Public Debt

(١٠٠ Million)

Q2 of FY 2025

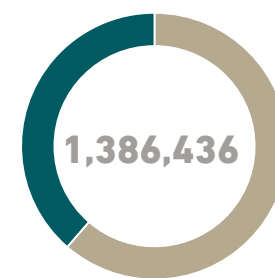
Opening Balance



External Debt
477,666

Domestic Debt
738,252

Closing Balance



External Debt
515,136

Domestic Debt
871,300



Quarterly Budget Performance Report

Q2 of FY 2025 (1446/ 1447H)




Revenues

Q2 of FY 2025


(٣ Million)

(٣ Million)

Oil Revenues




Non-Oil Revenues



Expenditures

Q2 of FY 2025

(٣ Million)



Surplus/(Deficit)

Q2 of FY 2025

(٣ Million)

