



Overview of Quarterly Budget Performance Report

Q3 of FY 2024 (1445/ 1446H)



Executive Summary

(SAR Million)

Q3 of FY 2024

Revenues

309,208

Expenditures

339,443

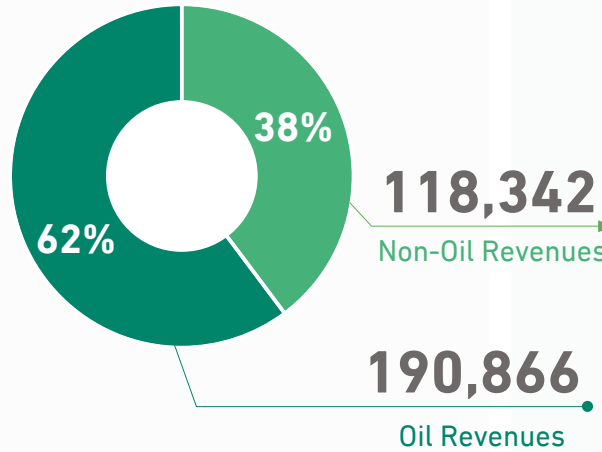
Surplus/(Deficit)

(30,235)

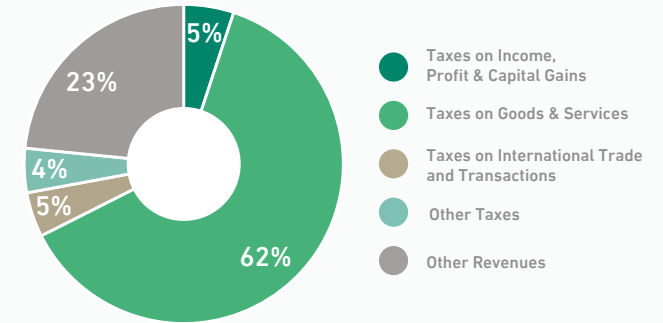
Actual Revenues

(SAR Million)

Q3 of FY 2024



Non-Oil Revenues



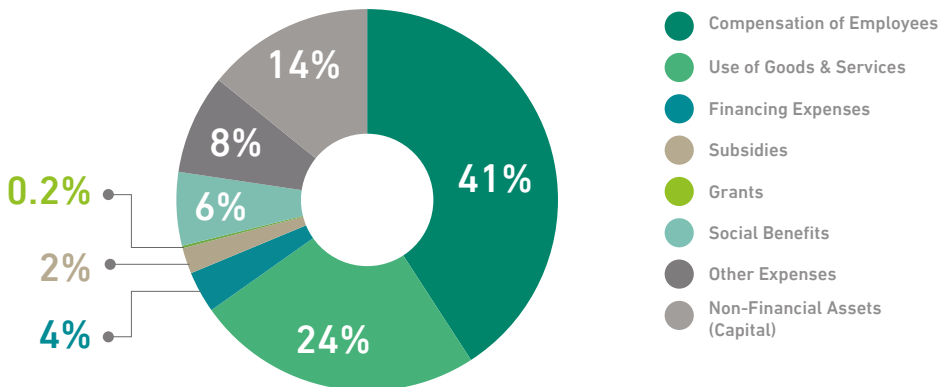
- Taxes on Income, Profit & Capital Gains
- Taxes on Goods & Services
- Taxes on International Trade and Transactions
- Other Taxes
- Other Revenues

Actual Expenditures

(SAR Million)

Q3 of FY 2024

339,443

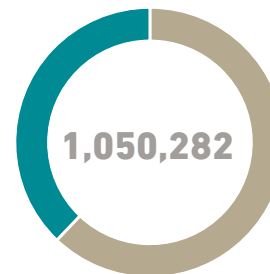


Public Debt

(SAR Million)

Public debt until Q3 of FY 2024

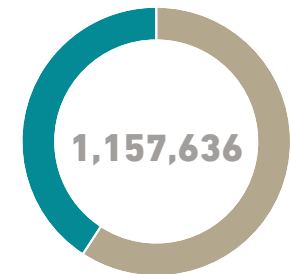
Opening Balance



External Debt
405,877

Domestic Debt
644,405

Closing Balance



External Debt
468,918

Domestic Debt
688,718



Overview of Quarterly Budget Performance Report

Q3 of FY 2024 (1445/ 1446H)




Revenues


(SAR Million)

Q3 of FY 2024

Oil Revenues



Non-Oil Revenues



Expenditures

(SAR Million)

Q3 of FY 2024



Surplus/(Deficit)

(SAR Million)

Q3 of FY 2024

